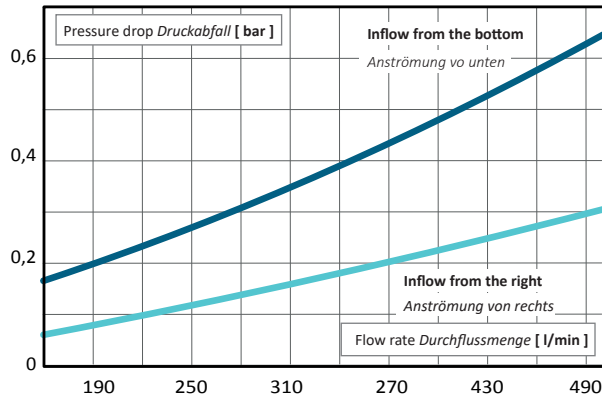


Dfi 500

Article no. Artikel-Nr.	Insert Einsatz
82792	M 32
82793	M 50
82794	M 80
82795	M 100

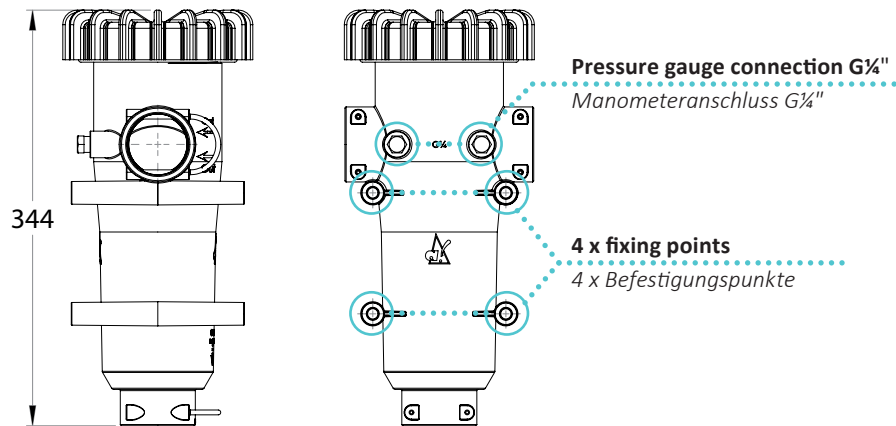


Measurement at internal pressure gauge connections
Messung an internen Manometeranschlüssen

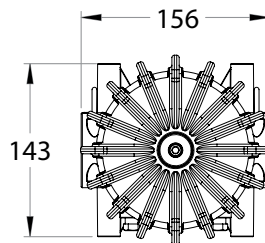


Pressure Druck	Flow rate Durchfluss	Filter fabric Filtergewebe	Sealing Dichtungen	Housing Gehäuse	Inlet Einlass	Outlet Auslass
max. 15 bar	max. 500 l/min	Stainless steel Edelstahl	FPM	POM GF	AS50	AS50

Specifications in mm
Angaben in mm



Article no. Artikel-Nr.	Male hose tail Stecktülle		
AS50	22040	ø 39 mm	↙
	17157	ø 46 mm	↙
	24891	ø 39 mm	┘
	17330	ø 46 mm	┘
	80610	G2	male



Article no.	Filter fabric mesh / inch	Colour
82784	32	Red
82785	50	Blue
82786	80	Yellow
82787	100	Green